




WHERE THE
**WORLD COMES
TO LEARN**

PRE-ARRIVAL GUIDE

ACHARYA'S NRV SCHOOL
OF ARCHITECTURE

2024 - 2025

CHAIRMAN'S MESSAGE



B Premnath Reddy
Founder Chairman

Welcome to Acharya, a place where intellectual curiosity meets a vibrant, inclusive community. Here, you'll find a distinctive history rooted in open discourse, rigorous inquiry, and diverse perspectives. Whether you're joining us from India or abroad, we are committed to making your experience truly international and enriching.

As you step into this new chapter of your life, know that you are becoming part of a community dedicated to making a real difference. At Acharya, we believe in the power of education to transform individuals and, through them, communities and the world.

Acharya thrives on strong, meaningful relationships, and our faculty is deeply engaged in every aspect of campus life. We see our students as extraordinary individuals and are excited to support you, connect you with mentors, and help you navigate your goals and challenges.

Our mission is to continuously evolve to meet your needs and to support the long-term vision of Acharya. Every decision we make is driven by our commitment to excellence and innovation. To bridge the gap between academia and industry, we've forged collaborations with leading companies, offering enrichment programs that keep you at the forefront of technological advancements. Acharya is now providing you laptops, to ensure you are equipped for practical learning at all times.

On behalf of the management, the faculty, and staff, it is my great pleasure to welcome you to the Acharya family. Seize the opportunities we offer to develop a unique set of skills and capabilities. Immerse yourself in this journey, and become an individual who contributes actively to the advancement of our community and the world.

We are thrilled to have you with us and look forward to witnessing your growth and success.

Warm regards,



1. Car Parking
2. Administration Block
3. Two Wheeler Parking
4. Polytechnic Block, Civil & Biotech. Engg.
5. Main Auditorium
6. Admissions Block [CPRD]
7. Cafeteria - OYA
8. Student Affairs
9. Cafeteria - Fusion Feast
10. Comp. Sci & Info. Sci. Engg.
11. Institute of Graduate Studies [AIGS]
12. School of Design [ASD]
13. Mech., AI&ML & AE Engg.
14. School of Architecture [ASA]
15. Maintenance Dept.
16. Food court
17. ECE, EEE, MT Engg. & MBA
18. Central Library
19. Cafeteria - Nescafe
20. Mini Football Court
21. Basketball Court
22. Gymnasium
23. Swimming pool
24. 10k Seater Stadium
25. Clock Tower
26. Allied Head Sci. Dept [AHS]

27. Pharmacy Dept.
28. Cafeterias- L7H Cafeteria
29. College of Nursing
30. School of Nursing
31. Optometry Clinic
32. Hostels - Boys & Girls
33. Institute of Physiotherapy
34. Post office
35. Physiotherapy Clinic
36. Water Treatment Plant
37. Lake (Rain Water Harvest)
38. Green Forest

120 Acres State-of-the-Art Campus



Scan for location

 www.acharya.ac.in

 +91 74066 44449

ACHARYA'S NRV SCHOOL OF ARCHITECTURE !

We are thrilled to have you join our prestigious institution as you embark on an exciting journey of academic and personal growth. This Pre-Arrival Guide has been carefully crafted to provide you with essential information and resources that will help you navigate your early days at Acharya's NRV School of Architecture with confidence and ease.

This guide offers valuable insights to acquaint you with a diverse array of opportunities available. At Acharya, we provide sports facilities, promote Institute-Industry interaction, and emphasize networking with alumni to facilitate your seamless transition into campus life.

Emphasizing yoga and time management, we aim to empower you to maintain a healthy work-life balance for your overall well-being. Your assigned proctor will serve as your point of contact for queries and support.

Additionally, information on hostel facilities, campus protocols, and emergency contacts is provided in this guide for your convenience and safety.





ORIGINAL DOCUMENTS TO BE SUBMITTED IN PERSON

- Original Marks Card / Certificate of Grade X, XII or its equivalent (O-level / A-level for International students)
- (A duly attested English translation is needed if your Marks Card / Certificates are not in English)
- Transfer Certificate or School Leaving Certificate
- Student Character / Conduct Certificate
- Migration Certificate (Non-Karnataka Students & CBSE Students)
- Aadhaar Card (Indian students)
- Income & Caste Certificate (Indian students)
- 15 colour passport size photographs, with recent date to be mentioned.
(Size: 5x5cm or 3.5x4.5cm or 3.5x3.5cm)

Additionally, **International students** must submit the following:

- Letter of Sponsorship (for sponsored students)
- Bank Statement / Financial Guarantee
- Travel Insurance (from the country of origin)
- Passport copy-first and last page and Visa copy (with immigration stamped date page)

▪ **Note:**

All Documents to be Carried in Originals & 3 Set of Xerox

ORIENTATION PROGRAM

Please prioritize the Orientation Program; it's crucial for your success over the next five years. This induction offers essential insights, resources, and guidance to help you maximize your experience at Acharya's NRV School of Architecture.

PRE-ASSESSMENT

On the second day of the Orientation Program, a Pre-Assessment test will be conducted. This guide includes bridge course study materials to help you prepare. The Orientation Program will deliver the bridge course curriculum across various disciplines. After completing the bridge course, a Post-Assessment test will be held to evaluate students' abilities and offer suggestions for improvement.

ORIENTATION PROGRAM – EVENT DETAILS

Day	9:00am to 5:00pm
19th Aug	Inauguration and Orientation on Academic / Mentoring Systems, Introduction to Proctorial system to all the students and parents.
20th Aug	Campus Tour, Orientation on Clubs / Sports / Library and other Facilities to the students
21st Aug	OBT / GROOMING
22nd Aug	OBT
23rd Aug	Sessions on Universal Human Values

BRIDGE COURSE – A stepping stone to your academic journey.

- Annually, a bridge course is conducted for newly admitted students before the first semester begins.
- Our Bridge course aims to facilitate a smooth transition into college life, providing a solid foundation for academic success.
- The primary objective is to bridge the gap between 12th-grade subjects and those they will encounter in their graduation studies.
- The syllabus is designed to provide fundamental knowledge of the subjects they will study throughout their diploma program.

OBJECTIVE

- Courses are designed to boost the confidence of students and lay foundational skills and knowledge necessary for success in their chosen academic paths.

METHODOLOGY

Pre-Assessment test will be conducted on second day of the Orientation Program. The below mentioned study materials can be referred for attempting pre assessment test. During the Orientation Program, the bridge course curriculum is delivered to the students in various disciplines. A post bridge course test is conducted after the completions of bridge course syllabus to assess the ability of student's suggestions and provide improvisation.

BRIDGE COURSE SCHEDULE

Day	9:00am to 5:00pm
26th Aug	Bridge Course: Quilling / Jewelry Design and Detail to minimalism- Self Portrait
27th Aug	Bridge Course: Creative writing & Poetry and Origami
28th Aug	Bridge Course: Best out of waste and Pictogram
29th Aug	Bridge Course: Drama / storytelling and Costume design Ramp Walk
30th Aug	Bridge Course: Flip Book and Treasure Hunt
2nd Sep	Department Insights, Career Awareness and Preparedness
3rd sep	Cultural Activities
4th Sep	Sports Meet
5th & 6th Sep	Post Assessment on Preparedness(online) and challenge games



STUDY MATERIAL

ARCHITECTURE:

Architecture is the art and science of designing and constructing buildings and other physical structures. It encompasses a broad range of activities, from the macro level (urban design, landscape architecture) to the micro level (construction details and furniture design). The discipline merges creativity with technical knowledge, requiring an understanding of both aesthetic principles and practical construction methods.

1. DESIGN PRINCIPLES AND SPATIAL CONCEPTS

Understanding Form, Space, and Order:

Objective: To comprehend architecture fully, one must understand the basic principles of form, space, and order. These elements form the foundation of architectural design.

Recommended Reading:

"Architecture: Form, Space, and Order" by Francis D.K. Ching

Video Link: <https://www.youtube.com/watch?v=UmHVMU6dceA>

2. BUILDING CONSTRUCTION AND MATERIALS

Construction Methods and Techniques:

Objective: A sound knowledge of building construction and materials is crucial for any aspiring architect. This involves understanding the properties of different materials and the methods used to assemble them.

Recommended Reading:

"Building Construction Illustrated" by Francis D.K. Ching

Video Link: <https://www.youtube.com/watch?v=fyslAYNBoe4>

3. ARCHITECTURAL GRAPHIC STANDARDS AND DRAFTING

Technical Drawing and Documentation:

Objective: Architectural drawing and documentation are essential skills for communicating design ideas effectively. These skills are fundamental in creating accurate construction documents.

Recommended Reading:

"Architectural Graphic Standards" by American Institute of Architects (AIA)

Video Link: <https://www.youtube.com/watch?v=YkTfTfhWIAY>

4. HISTORY OF ARCHITECTURE

Evolution of Architectural Styles:

Objective: The history of architecture is a rich tapestry of styles, each reflecting the cultural, technological, and social contexts of its time. Knowledge of this history is vital for understanding contemporary design.

Recommended Reading:

"A History of Architecture: Settings and Rituals" by Spiro Kostof

Video Link: <https://www.youtube.com/watch?v=z96W7ZgLsrY>

5. SUSTAINABLE DESIGN AND ENVIRONMENTAL IMPACT

Principles of Sustainable Architecture:

Objective: Sustainable design focuses on creating buildings that minimize environmental impact and promote energy efficiency. This approach is increasingly important in addressing global environmental challenges.

Recommended Reading:

"Sustainable Design: A Critical Guide" by David Bergman

Video Link: <https://www.youtube.com/watch?v=oRt0zRuFKC4>



ONLINE RESOURCES

1. **MIT Open Courseware:** Architecture MIT offers free course materials from its architecture program, providing access to lectures, assignments, and exams.

https://ocw.mit.edu/search/?d=Architecture&s=department_course_numbers.sort_coursenum

2. **Khan Academy:** Art History & Architecture Khan Academy provides video lessons and exercises on architectural history and concepts, making it a valuable resource for foundational knowledge.

https://www.khanacademy.org/search?referrer=%2Fhumanities%2Fart-1010%2Farchitecture-design&page_search_query=architecture

3. **Coursera:** Architectural Courses Coursera offers online courses from top universities on various architectural topics, ranging from design principles to sustainable architecture.

<https://www.coursera.org/courses?query=architecture>

4. **edX:** Architecture Courses edX provides both free and paid courses on architectural topics, delivered by renowned institutions worldwide.

<https://www.edx.org/learn/architecture>

5. **Architectural Digest:** Stay updated with the latest trends and innovations in architecture through articles, videos, and interviews with leading architects.

<https://www.architecturaldigest.com/story/what-does-an-architect-do>

6. **ArchDaily:** ArchDaily is a comprehensive resource for architectural news, projects, and competitions. It also offers insights into building materials and technologies.

<https://www.archdaily.com/909326/11-online-courses-for-architects-and-students>

7. **Dezeen:** Dezeen is an online architecture and design magazine featuring cutting-edge projects and in-depth analysis of architectural trends.

<https://www.dezeen.com/courses/type/architecture/?page=3>

8. **Architectural Review:** A journal that provides critical analysis and commentary on contemporary architecture and urban design.

<https://www.re-thinkingthefuture.com/rtf-architectural-reviews/a7901-an-architectural-review-of-now-you-see-me/>

9. **Designboom:** Designboom covers a wide range of design-related topics, including architecture, providing inspiration and information on the latest projects and innovations.

<https://www.designboom.com/architecture/>

10. **The Architect's Newspaper:** A resource for the latest news, events, and competitions in the architecture world.

https://issuu.com/archpaper/docs/an_0622

IMPORTANT DATES

Class Commencement	Last Date To Submit Original Documents	Last Date To Pay First Year /Sem Fee Without Penalty	Last Date To Pre Book Hostel	Hostel Allotment Start Date	Hostel Allotment End Date
19 th Aug 2024	17 th Aug 2024	As per the offer letter	25 th Jul 2024	17 th Aug 2024	25 th Aug 2024

International students to report two days in advance to the class commencement dates

ANTI — RAGGING COMMITTEE

The Acharya campus maintains a zero-tolerance policy towards ragging, ensuring a safe and nurturing environment free from any instances of such behaviour. To uphold this commitment, it has established an Anti-Ragging Committee tasked with monitoring and preventing any instances of ragging within the campus premises. To report any instances of ragging, please call

Anti Ragging Hotline : +91 9945 72 7317

AMENITIES

Acharya campus boasts a wide range of clubs and top-notch amenities to enrich student life. From arts and sports to technology and cultural activities, our clubs offer numerous opportunities for personal growth. The campus features state-of-the-art sports facilities, well-stocked libraries, modern cafeterias, and comfortable study spaces, ensuring a dynamic and supportive environment for all students.

10+ ENGAGING CLUBS

- Art
- Music
- Literature
- Film Forum
- Moto Sport
- Photography
- Nature Watch
- Dance & Drama



ACHARYA STUDENT ERP

User Name : AUID (Acharya Unique Identification)

Password : 123456

Use this platform to stay updated on timetables, attendance, assessments, and fee payments.

The portal is your single access point for tracking growth at Acharya, available to every parent.

For technical issues with the portal before joining, contact the ERP Helpline: +91 63648 83311 (WhatsApp only)

After classes begin, students can contact their proctor for assistance through their Acharya Email and Acharya ERP



ACHARYA LIVE

Acharya Live is the LMS platform on which online classes are to be conducted for the students. This in-house developed application has been tailor-made to meet your academic needs.

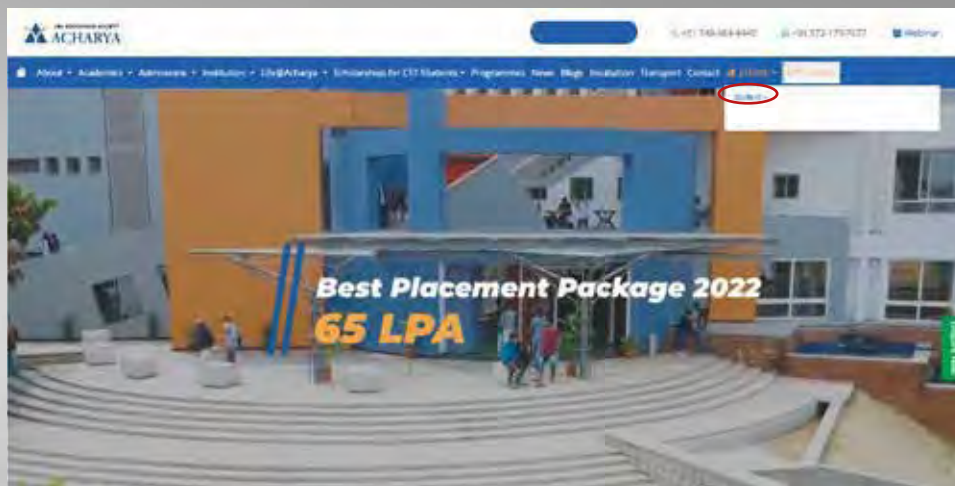
The portal also hosts lesson notes, recorded sessions from teachers. This enables the student to login & access related information.



ACHARYA ERP WEB LOGIN PROCESS

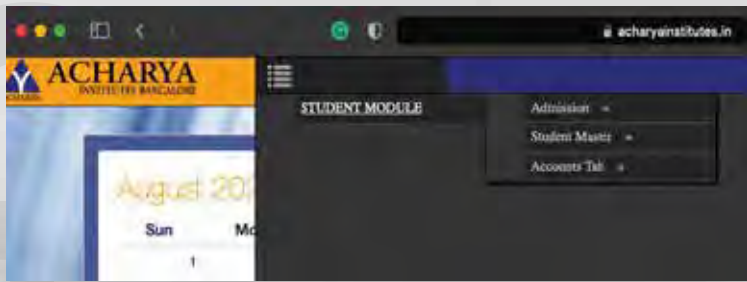


STEP : 1 Visit www.acharya.ac.in & select **student login**



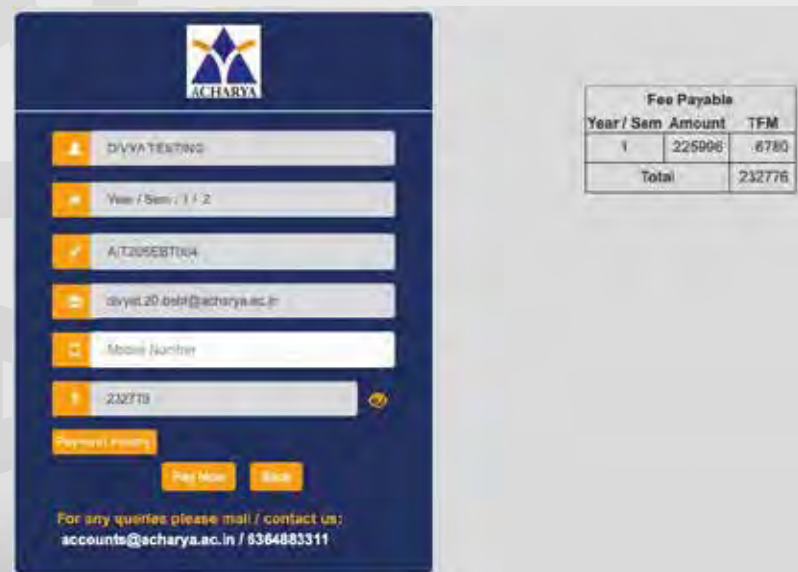
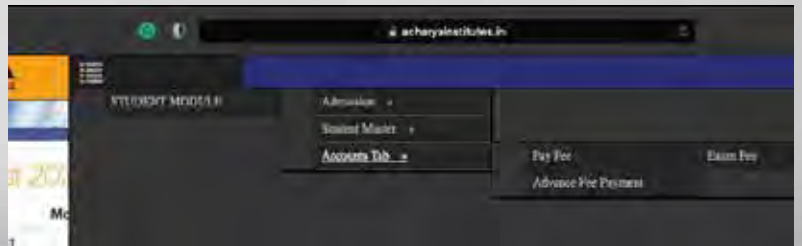
STEP : 1 User Name : AUID
Password : 123456





STEP : 3 You will now be able to access payment invoice and the button to initiate payment

STEP : 4 You will now be able to access the Accounts Tab



Fee Payable		
Year / Sem	Amount	TFM
1	225996	6780
Total	232776	

STEP : 5 You will now be able to access payment invoice and the button to initiate payment

STEP : 5 Upon reaching the Payment Gateway, you may choose the mode of payment and initiate payment



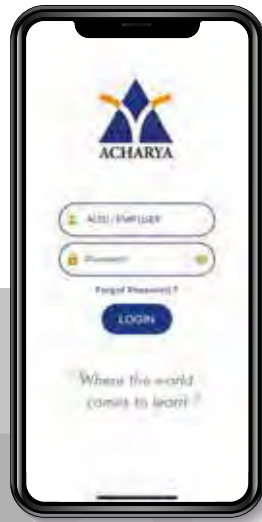


**ACHARYA ERP
MOBILE APP PROCESS**

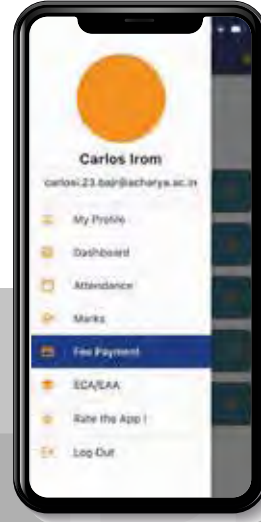
STEP : 1



STEP : 2



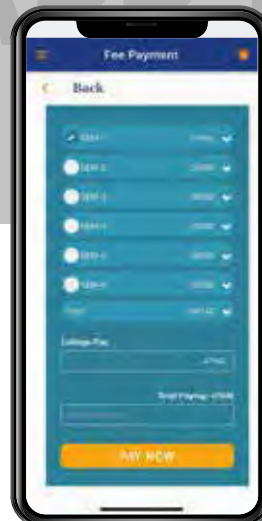
STEP : 3



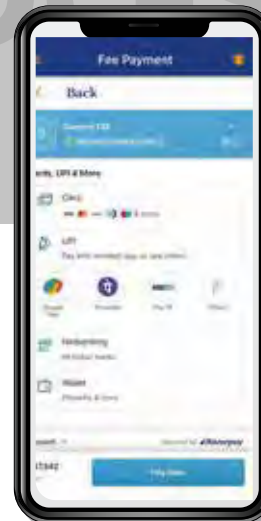
STEP : 4



STEP : 5



STEP : 6



SETTING UP MAIL ID

Open any browser

Login with your student email-id (mentioned in your provisional admissions letter)

Follow on screen instructions

1st time – always use a PC / Desktop (avoid mobile)

Both <http://m.acharya.ac.in> and <http://gmail.com> can be used to login



STEP : 1

Enter your email-id -

newstudent@acharya.ac.in

Click Next



STEP : 2

Enter your default password

(as in provisional admission letter).

This is case sensitive.

Click Next



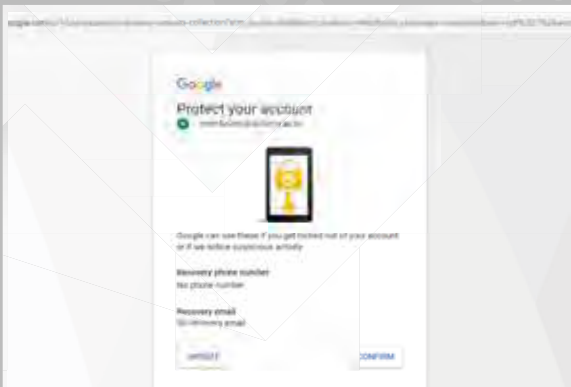
STEP : 3

Read & Accept Acharya - Terms of Service



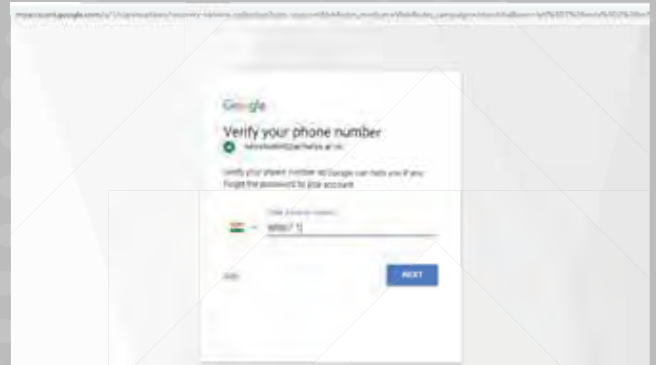
STEP : 4

Enter your mobile number and a secondary email.
(For recovery in case you forget the credentials).



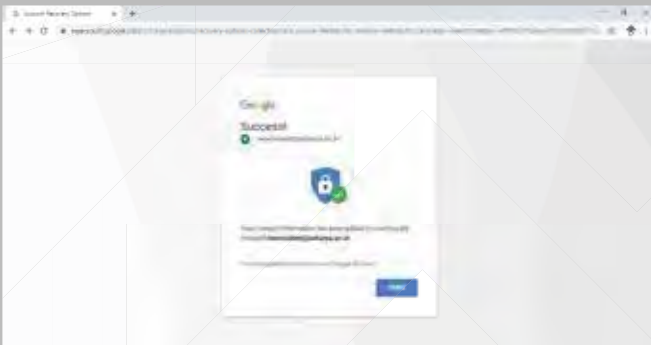
STEP : 5

Enter OTP it to complete phone registration.



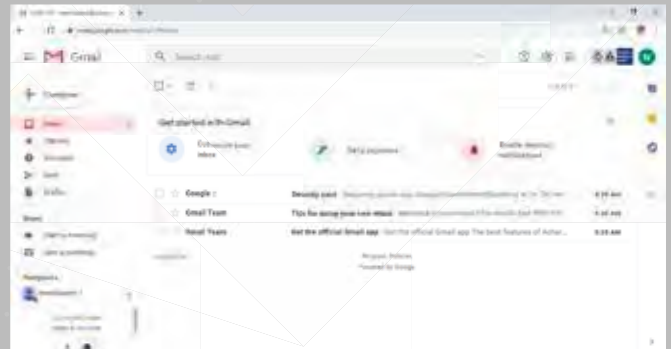
STEP : 6

Email activation successful.



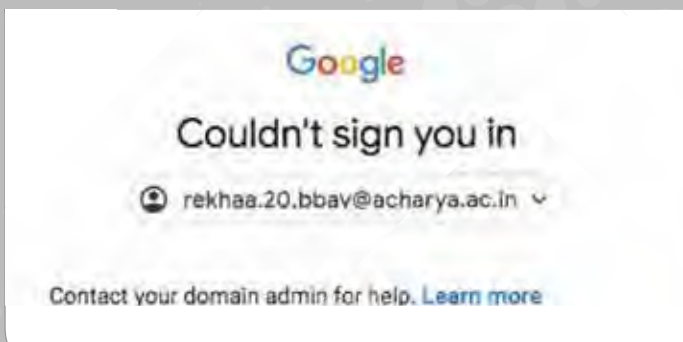
STEP : 7

Inbox image & Acharya logo would be visible on top right. Note that this will be the only source of communication with the institute.



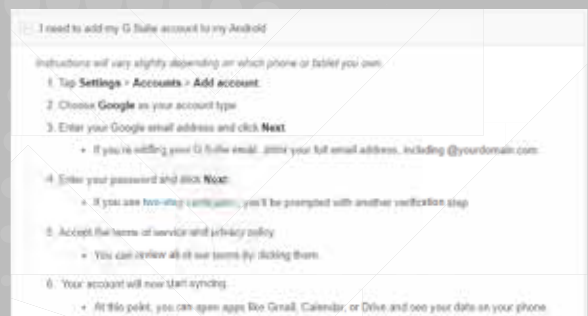
STEP : 8

Warning! This happens if you try to configure email before logging through desktop. Connect with your proctor to resolve.



STEP : 9

After your 1st login on a browser (PC / Laptop), you can configure in your android devices:



COMMITTEE COORDINATORS

ACADEMIC COORDINATOR

Prof. Archana Yadav

archanayadav@acharya.ac.in

CULTURAL COORDINATOR

Prof. Arpita Patil

arpitapatil@acharya.ac.in

CHIEF PROCTOR

Prof. Shweta Mattoo

shweta2364@acharya.ac.in

LIBRARIAN

Mr. Parasappa V

parasappavajjaramatti@acharya.ac.in

SPORTS COORDINATOR

Mr. Gangadhar

gangadhar@acharya.ac.in

EXAMINATION COORDINATOR

Prof. Neha Sahay

neha2602@acharya.ac.in

OFFICE ADMIN

Mr. Manjunath G.

manjunathg@acharya.ac.in





ACHARYA

HALL OF RESIDENCE

Hostel Fees AY' 24



DOMESTIC

Sharing Basis	Costings in Rupees per Annum		Inclusions
	CAT A	CAT B	
Quadruple	Rs.95,000	Rs.85,000	Food , Complimentary Laundry, Attached Bath, House-keeping,Curtains, Study Table & Chair
	Rs.1,35,000	Rs.1,25,000	
Triple	Rs.2,25,000		
Twin	Rs.3,00,000		

INTERNATIONAL

Sharing Basis	Costings in USD		Inclusions
	CAT A	CAT B	
Triple	1900	1850	Food , Complimentary Laundry, Attached Bath, House-keeping,Curtains, Study Table & Chair
	Costings in USD		
Single	3800		
Twin	2350		
Twin with Kitchenette (refridgerator, Induction stove, Microvave, Water purifier)	INR 1,90,000		Attached Bath, House-keeping, Curtains, Study Table & Chair

SEPARATE HOSTELS FOR BOYS & GIRLS

24x7 Equipped with Wi-Fi, Housekeeping, Maintenance & Security

PRE BOOKING PROCESS

- Contact at +91 76187 75959 or email hostelmanager@acharya.ac.in to submit your request

MORE INFO

Ms. Manju Verma
Ph no: +91 76187 35959

Mr. Mahesh
Ph no: +91 76187 45959

MEDICAL FACILITIES NEAR THE CAMPUS

1. ACHARYA PHYSIOTHERAPY CLINIC & ACHARYA OPTOMETRY CLINIC

Address: On campus

2. N R R HOSPITAL

Jalahalli West, Bengaluru

Phone: 080 2837 4116

[Click to locate](#)

3. SAPTHAGIRI HOSPITAL

Chikkabanavara, Bengaluru

Phone: 080 2839 3392

[Click to locate](#)

4. PRAKRIYA HOSPITALS

Nagasandra, Bengaluru

Phone: +91 95137 33334

[Click to locate](#)

5. PEOPLE TREE HOSPITALS

Yeswanthpur, Bengaluru

Phone: +91 99000 91881

[Click to locate](#)



AIRPORT PICKUP FOR INTERNATIONAL STUDENTS

Airport pickup is available for first-time students. To use this service, email the following details to international@acharya.ac.in at least one week before departure:

Name
Country of Origin
Course Joined
Date of Arrival at Bangalore Airport
Flight Name and Number
ETA in Bangalore

Include a copy of your itinerary. Our representative will be at the airport with an Acharya placard. For assistance, contact +91 97317 79233.

Note: Requests must be received at least one week before departure. Students should arrive two days before classes commencement.



HOW TO REACH ACHARYA?

FOR ACHARYA LOCATION

[Click here](#)

– By Air

Kempegowda International Airport, Bengaluru

- About 35 kms
- Cab Service - Yes
- Bus Service - Alight at Mekhri Circle, Board 253C/ 250J/250w & alight at Chikbanavara Terminal, Board 250Za to Acharya Campus.

– By Rail

Yeshwantpur Junction About 10 kms

- Cab Service - Yes
- Bus Service - Yes
- Metro Service - Board from Yeswanthpur & alight at Nagasandra Metro Station

Cantonment Station About 18 kms

- Cab Service - Yes
- Bus Service - Board 253C / 250J / 250W & alight at Chikbanavara Terminal Board 250Za to Campus.

KSR Bengaluru City Station About 20 kms

- Cab Service - Yes
- Bus Service - Platform No. 23. To Campus: 250Za / 250Y / 250Z
- Metro Service - Board from Majestic & alight at Nagasandra Metro Station

– By Bus

City Bus Stand (Majestic)

- Cab Service - Yes
- Bus Service Platform No. 23. To Campus: 250Za / 250Y / 250Z
- Metro Service - Board from Majestic & alight at Nagasandra Metro Station

Kalasipalayam (Pvt. Bus Stand)

- Cab Service - Yes
- Bus Service - Yes
- Metro Service - Board from KR Market & alight at Nagasandra Metro Station

– Metro Stations Near by

- Nagasandra
- Dasarahalli

Bangalore city is well-connected by metro rail. Refer to the route map below



LIVING GUIDE

Bengaluru

ABOUT BENGALURU

Bengaluru, the capital of Karnataka, is a bustling IT hub known as the Silicon Valley of India, located on the Deccan Plateau. The city's name, derived from "Bengalooru" in Kannada, means "the town of boiled beans," given by King Veera Bhalla II of the Hoysala dynasty in 1120. Kempe Gowda laid the city's foundation. Kannada is the local language, and Kannada Rajyotsava, marking Karnataka's formation on November 1, 1956, is a widely celebrated public holiday.

Bengaluru beautifully balances its rich heritage with modernity, featuring gardens, Tipu Sultan's summer palace, and a vibrant pub culture. The city is well-connected with domestic and international airports

CLIMATE

Situated at 920m (3021 ft) above sea level, Bengaluru enjoys a moderate, pleasant climate year-round. Summer temperatures peak at 34°C and winter lows reach 15°C. The city benefits from both southwest and northeast monsoons.



LANDMARK PLACES TO SEE IN BENGALURU

Bangalore Palace

Resembling England's Windsor Castle, this majestic palace is a scenic tourist hotspot set amidst lush greenery.

Lal Bagh

Spread over 240 acres, this famous botanical garden was built in the 18th century by Hyder Ali and Tipu Sultan. It houses rare flora and fauna, a lake, and a glasshouse.

Vidhan Soudha

An imposing 46-meter-tall building with Dravidian architecture, comprising 300 rooms and 22 government departments. It is one of the largest legislative buildings in India.

Attara Kacheri (High Court)

This elegant two-story building, meaning "eighteen offices," faces Vidhan Soudha. Nearby attractions include Cubbon Park, Vishveshwaraya Museum of Science and Technology, and Venkatappa Art Gallery.

Cubbon Park

Covering 300 acres, this park showcases over 6,000 species of trees and plants, famous statues, and well-planned avenues. It's a haven for nature lovers and those interested in the park's landscaping and architecture.

Bannerghatta National Park

Located in the valley of Champakadhama hills, this park is a natural zoological reserve that includes a zoo, safari, butterfly park, and rescue center. It promotes wildlife conservation and responsible tourism, providing animals with a harmonious natural habitat.



St. Mark's Cathedral

Founded in 1808 and consecrated in 1816, St. Mark's Cathedral on M.G. Road features colonial architecture with a beautiful dome, Roman arches, delicate woodwork, carvings, and stained glass. Modeled after St. Paul's Cathedral, it is a historic gem.

Bull Temple

Dodda Basavana Gudi, devoted to Nandi Bull, was built in the 16th century in Dravidian style. It houses one of the largest Nandi idols, standing 15 feet tall and 20 feet long. The temple was built to appease a bull that destroyed crops, leading to the annual Groundnut Fair (Kadalekai Parase).

Dodda Ganesha Temple

Located next to Bull Temple, this temple features an 18-foot tall and 16-foot wide Ganesha idol. Known for its "Benne Alankara," where the idol is coated with over 100 kg of butter, it attracts many devotees from across Bengaluru.

ISKCON Sri Radha Krishnachandra Temple

Located in Bengaluru, this temple houses idols of Radha and Krishna and is one of the largest ISKCON temples worldwide. Inaugurated in 1997, it promotes Vedic culture and spiritual learning, attracting visitors globally for a peaceful experience.

Jawaharlal Nehru Planetarium

The Jawaharlal Nehru Planetarium, managed by the Bengaluru Association for Science Education (BASE), features a 15-meter dome with a seating capacity of 210. It offers a unique experience with 200 projectors simulating the night sky. The centre focuses on quality science education and nurturing creative talents for research and teaching careers.

National Gallery of Modern Art

Housed in the grand Manikyavelu Mansion on Palace Road, the National Gallery of Modern Art showcases 150 years of Indian art, starting from 1857. This modern museum features a refurbished auditorium, open-air theatre, library, cafeteria, museum shop, and art storage, making it a cultural treasure in Bengaluru.



Bengaluru, the capital of Karnataka, is a vibrant IT hub known as the Silicon Valley of India, located on the Deccan Plateau. Kannada is the local language, with Hindi and English commonly spoken. Useful Kannada words are enlisted below.

KANNADA GUIDE	
What do I want to say?	How do I say it in Kannada?
I	Naanu
He	Avanu
She	Avalu
It	Adu
This	Idu
That	Adu
My name is Divya	Nanna Hesaru Divya
Hello	Namaskaara
Thank you	Dhanyavaadagalu
Thank you very much	Thumba Dhanyavaadagalu
Goodbye	Hogi Baruthene
How are you?	Neevu Hegidheera?
Very well, thank you	Chennagidhene, Dhanyavaadagalu
Welcome	Susvaagatha
I love Bengaluru	Naanu Bengalurannu Preethisuthene
Bengaluru is beautiful	Bengaluru Sundaravaagidhe
Good morning	Shubhodaya
Good night	Shubharaatri
What is your name?	Nimma Hesarenu?
How do I go there?	Allige Naanu Hege Hoguvudu?
How much is this?	Idhu Yeshtu?

IMMEDIATE ASSISTANCE CONTACT

ADMISSION HELP DESK

Domestic: +91 74066 44449
admissions@acharya.ac.in
International: +91 97317 79233
international@acharya.ac.in
Extension Number: 2222

HOSTEL HELP DESK

+91 76187 75959
hostelmanager@acharya.ac.in

STUDENT AFFAIRS

+91 94498 90035
culturals@acharya.ac.in

TRANSPORT DEPARTMENT

Extension Number: 1025

SPORTS

+91 79752 18064

GYMNASIUM

+91 96062 01347

INCUBATION

Extension Number: 1031
incubation@acharya.ac.in

COLLABORATION

Extension Number: 2197
Email: collaborations@acharya.ac.in

IT HELP DESK

Extension Number: 2115 / 2122

TRAINING

Extension Number: 2410
training@acharya.ac.in

PLACEMENT

Extension Number: 2239 / 2243
placements@acharya.ac.in

RESEARCH

research@acharya.ac.in

CHIEF PROCTOR

shweta2364@acharya.ac.in

ALUMNI ASSOCIATION

Extension Number: 1002
alumni@acharya.ac.in

MEDICAL FACILITY

Ms. Shahida Bano: +91 88250 49778

ERP HELPLINE NUMBER

+91 63648 83311 (whatsapp only)
erphelpdesk@acharya.ac.in

PHYSIOTHERAPY CLINIC OPTOMETRY CLINIC

Extension Number: 2547

PSYCHOLOGIST

+91 81230 84790
studentcounsellor@acharya.ac.in





Acharya Dr. Sarvepalli Radhakrishnan Road, Soladevanahalli, Acharya P.O., Bengaluru - 560 107, India

Call : +91 74066 44449 | Whatsapp: +91 97317 55966 | International: +91 97317 79233

E-mail: admissions@acharya.ac.in | info@acharya.ac.in | web: www.acharya.ac.in